



Set of rules

# Relay race



Issue: English 2014

Permanent Sponsors of the ialc:



## Rules of relay race

### 6. Relay race

#### 6.1 General information:

The relay race discipline is scored as team class and it is not calculated for ranking for the remaining 5 disciplines.

The contestants must cut off, as quickly as possible, one disc from the specially prepared stem.

The discipline is carried out as a relay. Each contestant announced must complete at least one round. If the team is not complete (4 contestants), the contestants present have to complete four rounds. One contestant can complete maximum of two rounds.

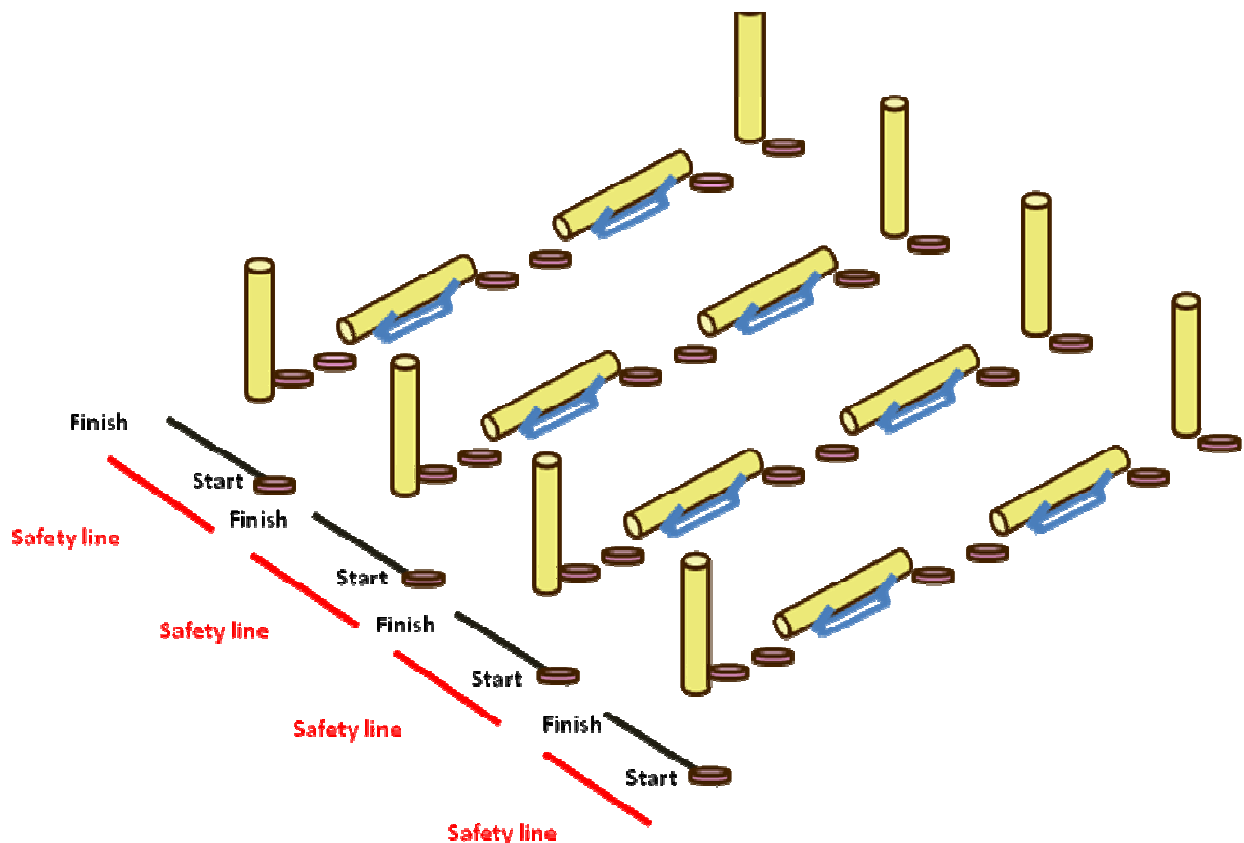
The results of the single contestant are added to the total for the country (points and penalty points)

The general safety rules of the WORLD LOGGING CHAMPIONSHIPS are also valid for this discipline.

#### 6.2 Preparation of competition site

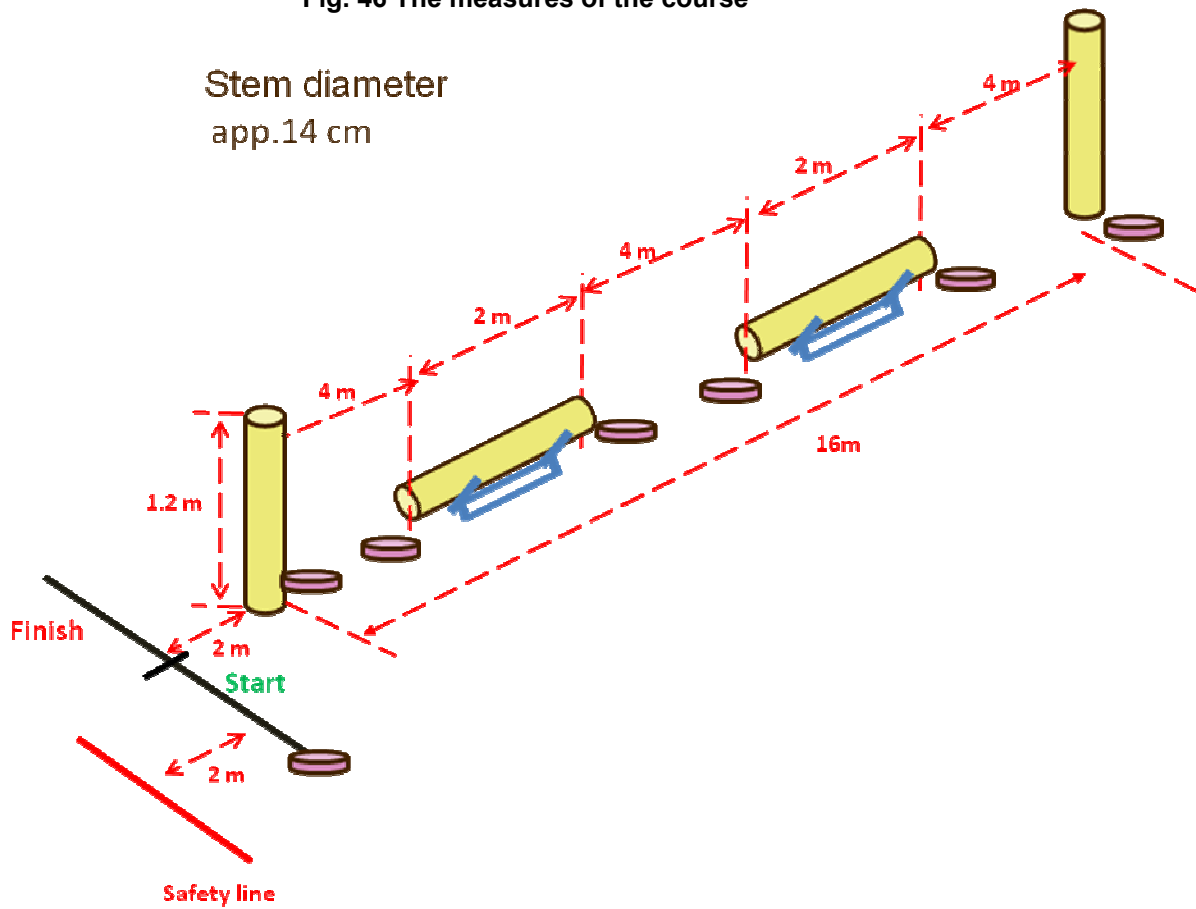
The turned roundwood stems will be prepared on the competition site according to the following figure (Fig 45)

**Fig. 45 Preparation of the courses for the relay race**



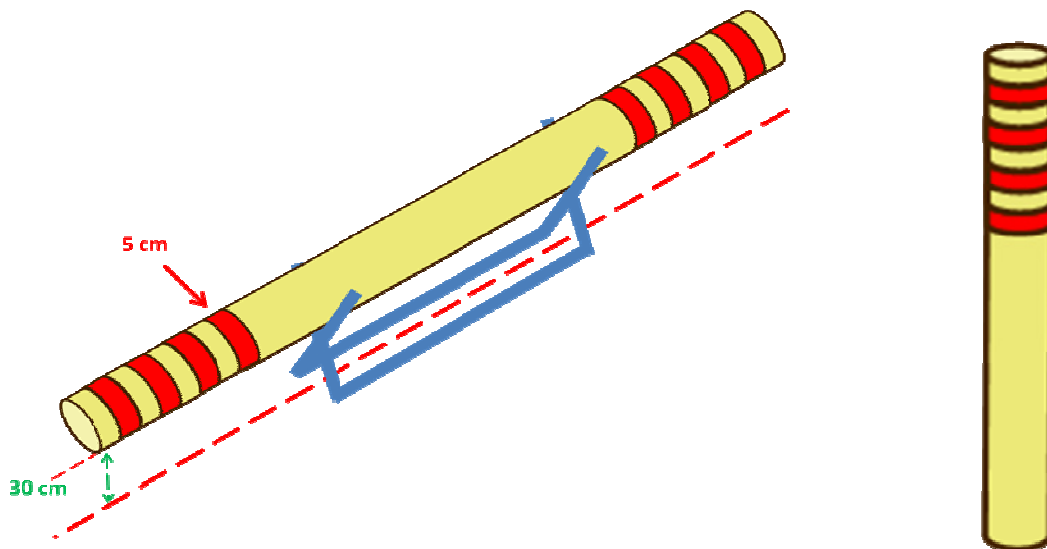
The stems should be turned to 14 cm diameter and set on the competition site according to the following figure. (Fig 46)

Fig. 46 The measures of the course



Four five-centimetre bands, where cut should be made, will be painted on the stems Fig. 47

Fig. 47 Painting of the stems



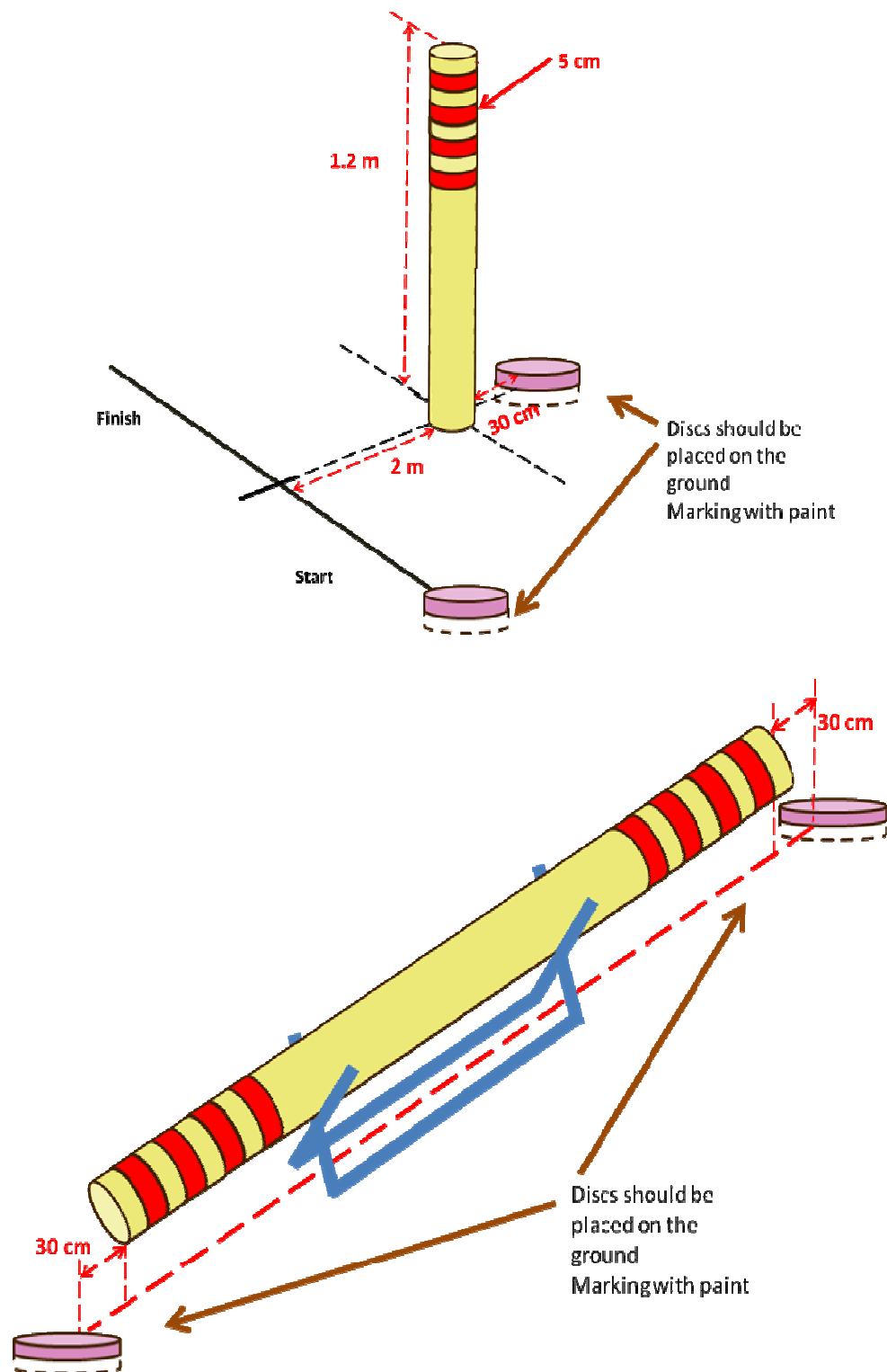
One disc will be placed on the ground on every cutting point and on the start line and marked with paint. (see Fig. 46 / 48)

### 6.3 Preparation of the discipline

Following actions should be done by every team before the start:

- the new stem will be set (fig. 48)
- to establish the height of the lying and standing stems
- cut discs should be removed away from the stem

Fig. 48 The height of the stem



#### 6.4 The start and finish of the discipline

The discipline starts when the judge gives the signal to start and ends when the fourth contestant crosses the finish line.

#### 6.5 Evaluation of the work

##### Points are awarded for:

- time
- the number of correctly cut discs
- the number of the discs standing on the stem
- penalty points for incorrect work
- penalty points for violation of safety rules

#### 6.6 The steps involved in the discipline:

The teams stand behind the safety line so that only one contestant is positioned on the line. Fig. 49

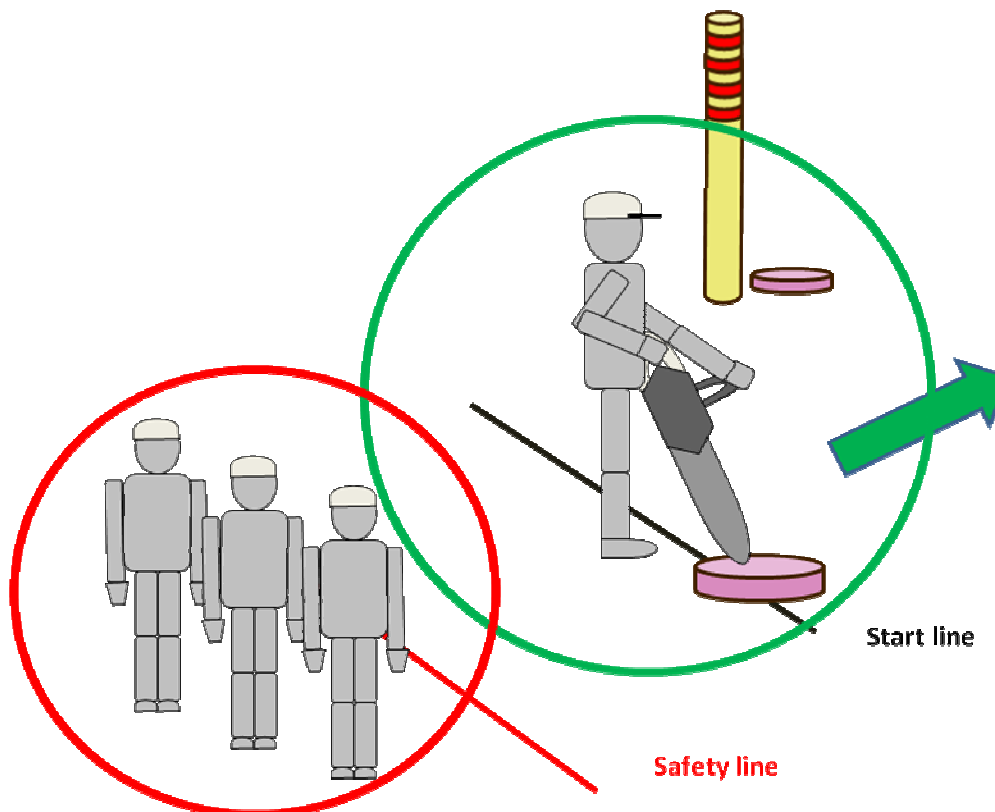
The chainsaw of the starting contestant could be running. It has to be in so called resting position, i.e. tip of the bar is placed on the disc. The chain should not move. Fig. 49

The other contestants are positioned behind the safety line. Fig. 49

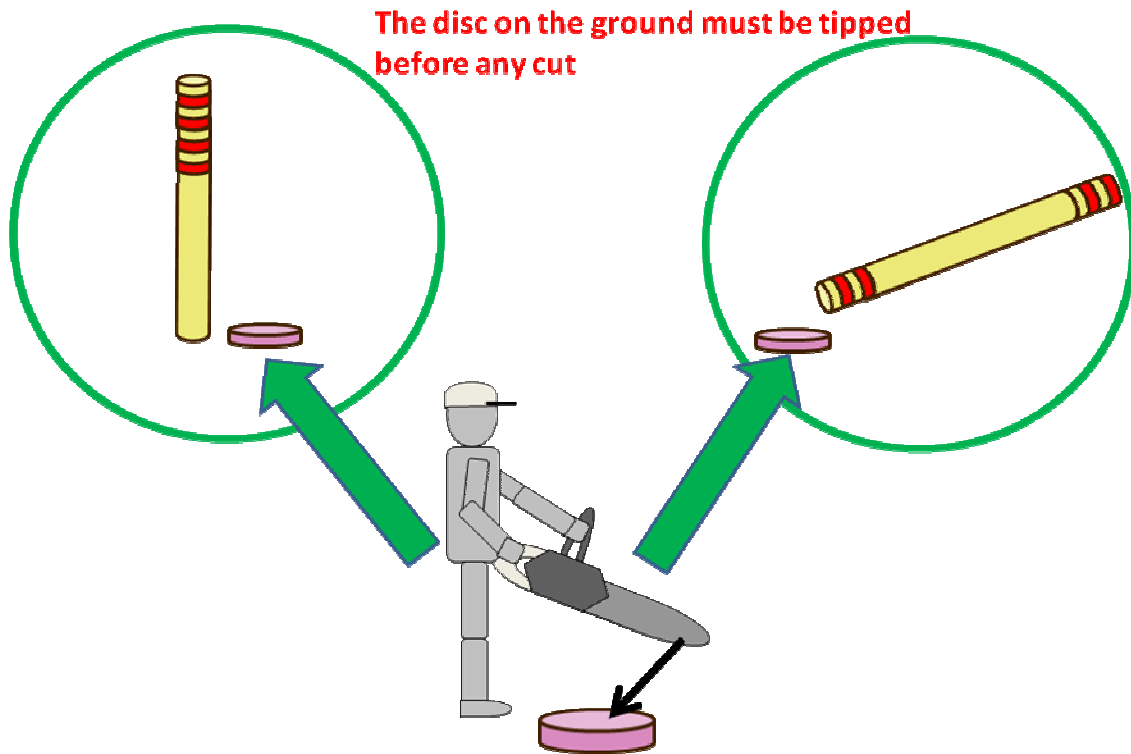
On the start signal, the contestant goes to the **first lying** stem, tips the lying disc with the tip of the bar and cuts the disc within the first painted marking. He repeats this for both of the stems. Fig. 50

After the contestant has left the start line, the next one can start the chainsaw and place it in the resting position.

Fig. 49 Positioning of the teams



**Fig. 50 Tipping of the discs**



The contestant must cut the disc on the front of the stem on the way to. Fig.54

The standing stem stands at the end of the course. Also here, he must tip the disc lying on the ground before cutting the disc within the painted marking. Fig.50

The contestant should try to cut the disc on the standing stem so that it does not fall on the ground. If the disc stays on the stem, the team will be awarded with 20 additional points. If the disc falls down, no additional points are awarded. The judge removes the discs from the standing stem before each contestant. Fig.52

The contestant goes back after that. On the way back, he must run around the standing stems. After he has tipped the discs lying on the ground, he cuts the again disc on the lying stem within the painted marking. Fig. 54

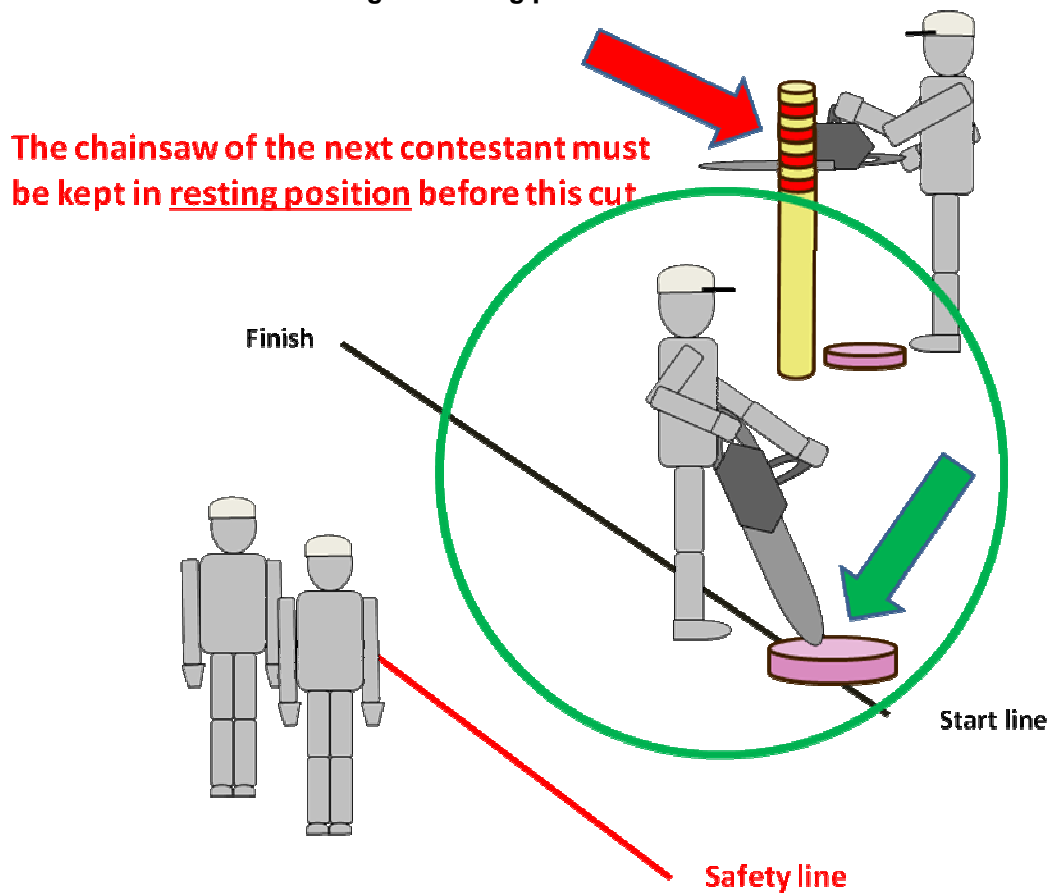
**On the way back, he can cut only the discs on the sides of the stem where he has not previously cut on the way to. Fig.54**

Likewise, there is a standing stem on the finish line. Also here, before cutting the disc within the painted marking, he must tip the lying disc with the bar tip. Fig 50.

Also here, the contestant should try to cut the disc on the standing stem so that it does not fall on the ground. If the disc stays on the stem, the team will be awarded with 20 additional points. If the disc falls down, no additional points are awarded. The judge removes the discs from the standing stem before each contestant. Fig.52

The chainsaw of the waiting contestant must be put into resting position at the latest when the active contestant has started to cut the standing stem. Fig 51

Fig 51 Resting position next contestant



The contestant **must** cross the finish line at the end of the course. Fig 54

The next contestant can leave the start line only when the previous one has crossed the finish line.

Each contestant must always cut the discs within the designated markings, i.e. first contestant the one, second contestant the second, and so on.

The time will be stopped after the fourth round (contestant) crosses the finish line.

If the chainsaw breaks down, or the chain falls off, he can use the spare one for the team colleague. Otherwise, he works with his own saw. The chainsaw can be started only on the **start line** and not behind it.

## 6.7 Measurements and evaluations

The following points will be awarded

### Time:

The time is measured with two stopwatches and the mean of both results is recorded in minutes and seconds. The scoring is according to the table 17.

Table 17

Time in seconds	Points
etc. 1 sec. - 1 point	
201	299
<b>200</b>	<b>300</b>
199	301
198	302
197	303
196	304
195	305
etc. 1 sec.+ 1 point	

### Cut discs

The team receives 30 points for each disc cut.


### The additional points for the discs remaining on the standing stem

The team receives additional 20 points for each disc cut remaining on the standing stem. Fig. 51

Fig. 52 Disc falls of the stem

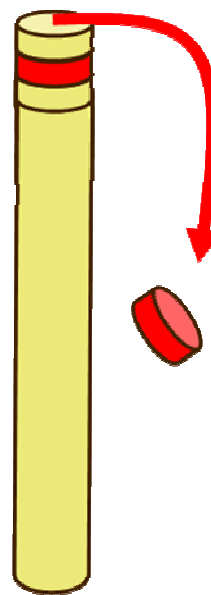
The disc stays

= 20 points



The disc falls

= 0 points



Penalty points are given in the following cases:

#### Too early start:

Too early start gives 20 penalty points.

#### Too early crossing of the safety line

Each contestant who crosses the safety line too early will be penalised with 10 points.

#### Starting the saw in an incorrect way

According to table 1 des ialc regulations und Fig. 3, 30 penalty points

#### Work without the safety gear

According to table 1 ialc regulation 20 penalty points

Incorrect resting position of the saw at start or chain running on the start disc

20 penalty points when contestant has not placed the saw on the starting disc or when the chain runs over the starting disc.

### Over or under cutting the painted marking

The team gets for each disc not cut within the painted marking 30 penalty points Fig. 53

### Work on the wrong side of the lying stem

When the contestant cuts the disc on the wrong side, he gets 20 penalty points for each wrongly cut disc. Fig. 54

Fig. 53 Over or under cutting the painted marking

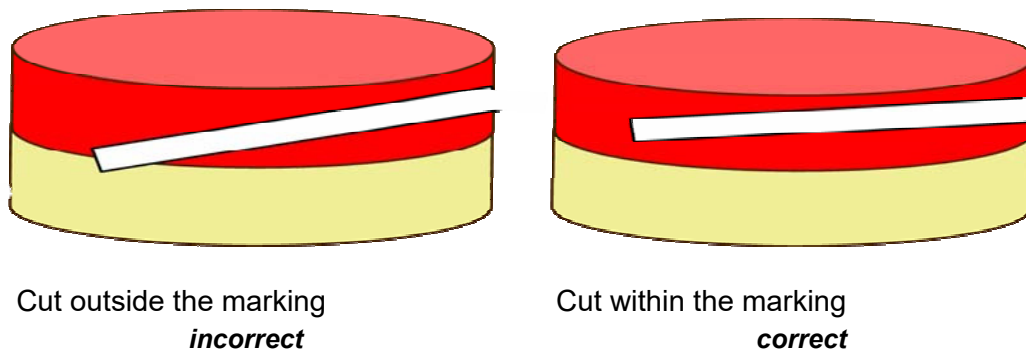
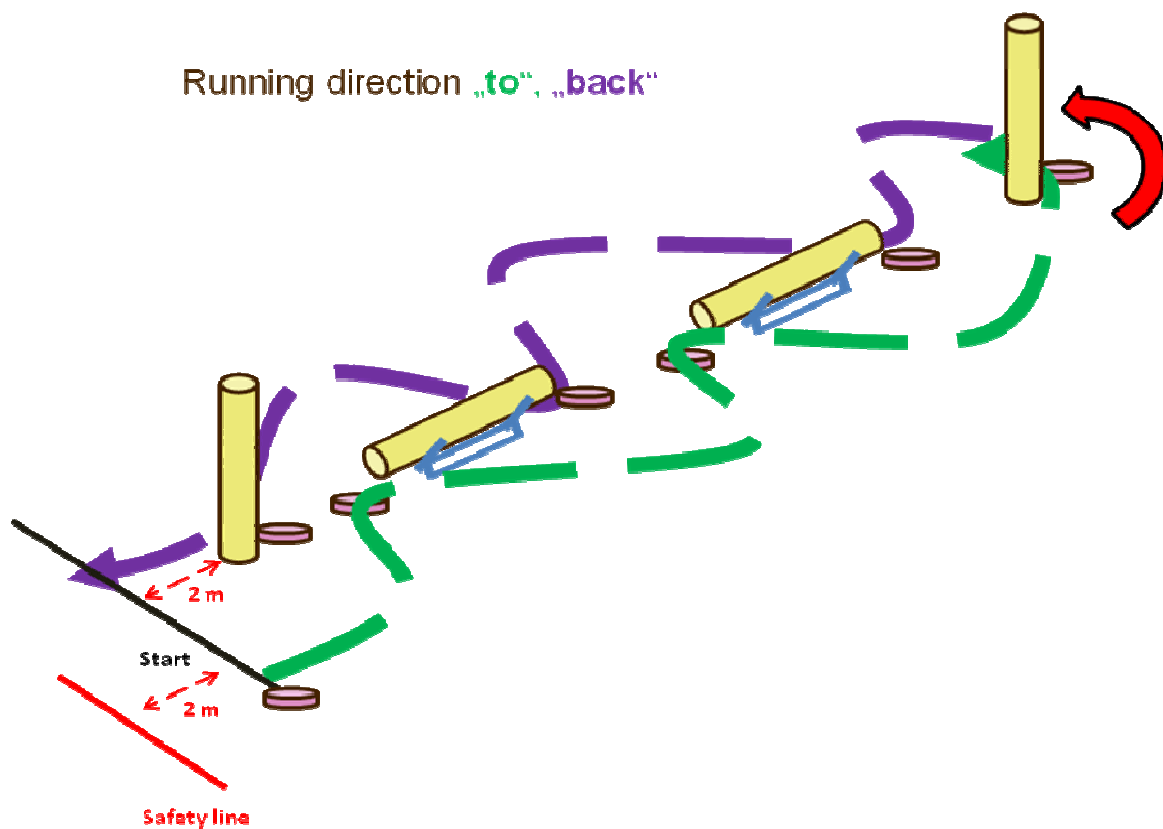


Fig. 54 Running directions



### Starting the chainsaw behind the start line

Starting the chainsaw behind the start line will be penalised with 30 penalty points.

### The disc not fully cut

30 penalty points for each disc not fully cut

**Moving from place to place when the saw chain is running**

According to table 1 des ialc regulations 20 penalty points

**Not tipping the disc on the ground**

When the contestant does not tip the disc on the ground, he gets 10 penalty points

**Not running around the standing stem**

When the contestant does not run around the standing stem, he gets 20 penalty points- Fig. 54.

**Appearance on the competition site without call:**

Appearance on the competition site without call will be penalised 50 penalty points

**Touching the saw chain while the engine is running:**

Touching the saw chain while the engine is running will be according to Table 1 of ialc regulation penalised with 50 penalty point.

**Saw not starting within 5 minutes:**

According to table 1 ialc regulation 30 penalty points

**Using the saw one-handed when the chain is running**

Using the saw one-handed when the chain is running gets 20 penalty points

**Injuries that require medical attention**

Injuries that does require medical attention will be penalised with 50 penalty points

**Injuries that do not require medical attention**

Injuries that do not require medical attention will be penalised with 20 penalty points

**The minimal number of points per team is zero.**

**6.7 Classing if scores are equal**

1. The contestant with fewer penalty points
2. Better time

**These rules and regulations apply as of 1. 1. 2014, replacing all other rules and regulations issued prior to that time.**

**Basel, 31. 12. 2008**

**For the ialc:**

**President of ialc:**



**Max Fischer**

**Unit Regualtions and Evaluation**



**Dr. Gólya János**